


TA-1806-16-45 Sector

1850-1990 MHz



The TA-1806-16-45 is a vertically polarized 45 degree sectoral antenna. The antenna consists of a printed broadband dipole array enclosed in an aluminum cavity with a UV stabilized ASA radome for superior weatherability. The use of 16 radiating elements allows for precise pattern control including upper sidelobe reduction and null fill. The antenna is at DC ground to aid in lightning protection.

Electrical Specifications

Frequency Range: 1850-1990 MHz
Gain: 17 dBi
VSWR: 1.43:1 max.
Front to Back Ratio: 25 dB min.
Polarization: Vertical
Power Rating: 250 Watts
H-Plane Beamwidth: 45 +/- 3 degrees
E-Plane Beamwidth: 7.8 +/- 1 degrees
Electrical Downtilt: 2, 5 degrees
Cross Pol. Discrimination: 20 dB min.
Impedance: 50 ohms nominal
3rd Order I.M. (2x20W): -147 dBc
Termination: 7/16 DIN female (N optional)

Typical mid band values. (For details , contact factory)
 Specifications subject to change without notice

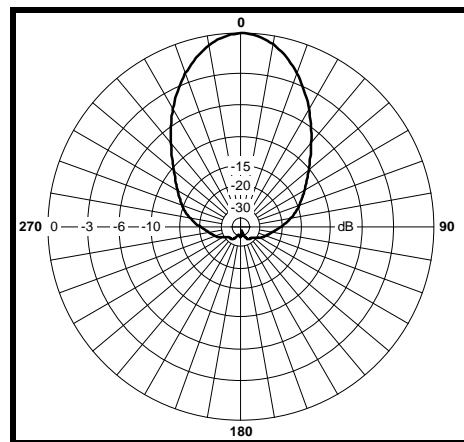
Mechanical Specifications

Length: 50 in. (1270 mm)
Width: 9.7 in. (246 mm)
Depth: 3.75 in. (95 mm)
Weight (incl. Clamps): 19 lb. (8.6 kg)
Rated Wind Velocity: 125 mph (200 km/h)
Hor. Thrust at rated wind: 280 lb. (127 kg)
Mechanical Tilt: 0 - 15° (in 1° increments)
Mounting (O.D.): 1.0 - 3.5 in. (25.4 - 89 mm)

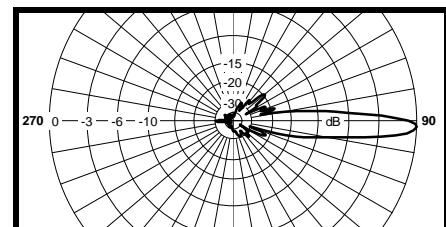
Materials

Radiating Elements: Plated copper on PCB
Reflector: Irridated aluminum
Radome: Gray UV stabilized ASA
Clamps: Aluminum and HDG steel

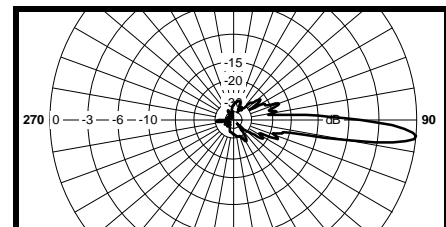
H-Plane



E-Plane



T2



T5